

TT 820  
.R5  
no. 4  
Copy 1

# RICHARDSON'S Crochet Yokes



*PUBLISHED BY*  
Richardson Silk Company  
Chicago and New York

Book No 4

Price 10 cts.

T 7 8 20  
175



# Do Your Crocheting With Richardson's R. M. C. Cottons



*The shopping list below tells you exactly what to ask for*

R. M. C. Cordonnet  
Art. 65



The Right White and Fadeless  
Colors. All Sizes  
10c a Ball.

*At All Dealers*

## R. M. C. SHOPPING LIST

### Crochet Cottons

R. M. C. Art. 65, CORDONNET CROCHET COTTON. For all kinds of crochet, tating and filet work.  
R. M. C. Art. 33, TAT-IT COTTON. For white or colored tating or crochet work.  
R. M. C. Art. 5 or 10, CROCHET COTTONS. For general colored crochet work.  
R. M. C. Art. 35, PERLE BALL COTTON. Made in white only, four sizes, 3, 5, 8 and 12; for crocheting slippers, edgings, etc.  
R. M. C. Art. 15B, PERLE COTTON. Large dividable hanks, same thread as R. M. C. Art. 35, used for the same purposes.

### Embroidery Cottons

R. M. C. Art. 98, ARABIA & ROPE EMBROIDERY COTTON. For all general embroidery purposes.  
R. M. C. Art. 99, NEW PROCESS EMBROIDERY COTTON. Made in white only, six sizes, A to F. For French and eyelet embroidery.  
R. M. C. Art. 99B, BRODER COTTON. Made in white only, eight sizes, 8 to 40. For fine French and eyelet embroidery.  
R. M. C. Art. 15, PERLE SKEIN COTTON. For general embroidery purposes.  
R. M. C. Art. 20, EYELETTA 4-STRAND EMBROIDERY COTTON. Put up on balls, in white and colors.  
R. M. C. Art. 25, PADDING COTTON. Made in white only for padding and embroidery purposes.

Made in the  
U. S. A.



R. M. C. Perle  
Art. 35



The Right White. Made in Sizes  
3, 5, 8 and 12. All sizes  
10c a Ball.

*At All Dealers*

NEW YORK

# RICHARDSON SILK COMPANY

CHICAGO

MAY - 1 1916


© Cl. A 428798

\$0.10

no!



# Night-gown Yoke



*Instruction for Filet Yoke Illustrated on Front Cover*

## Filet Yoke—Star Pattern

**MATERIALS:** Three Spools of Richardson's R. M. C. Cordonnet No. 30. Make 56 ch sts, 1st row, 17 sps. Make both sides of front first, use 17 sps at each end as start for shoulder straps; extend these to bottom of back of yoke. Use 17 sps as a start for back. Then but one seam is necessary.

*Instruction for Above Yoke*

**MATERIALS:** Two Spools of Richardson's R. M. C. Cordonnet Special No. 40; one yard of Novelty braid. Begin with a chain 30 inches long. Finish each round and join. After lace is finished fasten to the braid by ch 1 and sl st. Put beading on the inside of the braid.

Richardson




Cottons

TRADE MARK REG.



Richardson Silk Company

Chicago and New York



Dainty Yoke

TRADE MARK REG.



Richardson

Cottons

Standard of the World

MATERIALS: Two Spools of Richardson's R. M. C. Cordonnet No. 20. Make 33 ch sts to start; follow the design to armhole, make beading and two rows of fans under arm, then full width for back. Make 10 ch sts for shoulder straps.



## Block Yoke for Night-gown or Corset Cover



**MATERIALS:** Three Spools of Richardson's R. M. C. Cordonnet No. 30. Make 30 ch sts, \* 2 t c, 5 ch sts, 1 s c, 5 ch sts, 2 t c, all over 8th, ch st, skip 6 ch sts, repeat \*. For under-arm increase by 56 ch sts. Make 2 rows, then drop 1 block on each row for 4 rows.



Standard of the World

TRADE MARK REG.



Richardson Silk Company

Chicago and New York

Durable Yoke for Night-gown



TRADE MARK REG.



Richardson


Cottons

Standard of the World

MATERIALS: Three Spools of Richardson's R. M. C. Cordonnet No. 50. Make 53 ch sts. This yoke is made in four pieces and sewed together. Back is same as shoulder straps.



## Night-gown Yoke—Rose Pattern



**MATERIALS:** Three Spools of Richardson's R. M. C. Cordonnet No. 50. Make 83 ch sts; 1st row; 26 sps. For under-arm, make 6 sps across for length required. For the back add 65 ch sts; continue pattern. For shoulder, work pattern on 24 sps of front. When completed add 2 rows of sps, all around the armhole, before making beading and scallops.

TRADE MARK REG.



Richardson

Cottons

Standard of the World

TRADE MARK REG.



*Richardson Silk Company*

*Chicago and New York*

## Combination Yoke—Diamond Pattern



TRADE MARK REG.



*Richardson*

*Cottons*


*Standard of the World*

MATERIALS: Three Spools of Richardson's R. M. C. Cordonnet No. 30. Make 69 ch sts. For under-arm, make same pattern over 10 sps. Add 39 ch sts and continue for back.





# Filet Yoke—Acorn Pattern




MATERIALS: Three Spools of Richardson's R. M. C. Cordonnet No. 30. Make 185 ch sts, 1st row, 61 sps. On 26th row, add 47 ch sts, 14 sps, at each side for shoulder straps. Make pattern straight across and when completed add 14 sps to bottom of one strap to complete rows of sps.

Richardson  Cottons

Standard of the World



## Yoke in Filet



**MATERIALS:** Three Spools of Richardson's R. M. C. Cordonnet No. 40, a No. 10 steel hook and 30 inches of novelty braid. It may be worked without the braid by starting with a ch 30 inches long.

Work round and round, joining at end of each row. The first row has 258 open spaces or squares. Make one square over one loop of braid and two squares over the next. In the next row begin the design, and follow the detail of the pattern as given until 15 rows are made.


To form the small point take 19 squares and narrow a sq

at each end until 3 squares are left at the point. To narrow, begin with a ch 4 across the first square and end the row with a t c diagonally across the last square. After the 4 small points are finished make a large point between each 2 small ones. Finish the lower edge with a shell of 1 ch, 5 d c, 1 ch, joined by sl st in the edge. For the inner edge first row, \* over twice and take a st in loop of braid, over and through 2 sts, over and take a st in next loop (over and through 2 sts), twice, then over and through 3 sts, ch 4, and repeat from \*. For next row \* ch 3, 1 d c over the combination treble, p, d c in same place, ch 3, sl st over 4 ch and repeat from \* to end of the row.





## Night-gown Yoke—Daisy Pattern



**MATERIALS:** Three Spools of Richardson's R. M. C. Perle No. 12. Make 56 ch sts, 1st row, 17 sps. Make across the back first, then use the last 17 sps for start of shoulder strap. Use 17 sps of this for start of front.




TRADE MARK REG.



Richardson Silk Company

Chicago and New York

# Open Diamond Yoke



TRADE MARK REG.



Richardson

Cottons

Standard of the World

MATERIALS: Two Spools of Richardson's R. M. C. Cordonnet No. 30. Make 56 ch sts, 1st row, 17 sps. Make back, on the side of last 17 sps, start shoulder strap, continue for front and other strap. Sew together at top of back.



## Night-gown and Combination Suit—Yokes to Match



**MATERIALS:** Seven Spools of Richardson's R. M. C. Cordonnet No. 30. For the Combination, make 240 ch sts, for back of size 40 bust. Increase or decrease by one complete pattern, 2 inches, 30 ch sts. Repeat pattern on both sides of ch, which forms center of design. Make the yoke in 4 pieces and sew together.

For the Night-gown, make 210 ch sts for back, 240 ch sts for front. Make sleeves of 2 straight pieces sewed together; shape by ribbon or cord.



TRADE MARK REG.



Richardson Silk Company

Chicago and New York

# Filet Yoke for Night Dress



TRADE MARK REG.



Richardson

Cottons

Standard of the World

**MATERIALS:** Three Spools of Richardson's R. M. C. Cordonnet Special No. 50 and a No. 9 Steel Hook.  
**DIRECTIONS:** Begin at back shoulder seam with 56 ch sts; first row, 17 sp, and follow pattern. For beading make cross t, st around the neck and shell st for the edge.



## Medallion Yoke for Combination



MATERIALS: Two Spools of Richardson's R. M. C. Cordonnet No. 70. Make 12 ch sts; join, forming circle. Make each medallion separately and join by 2 p on the 5th row.




TRADE MARK REG.



Richardson Silk Company

Chicago and New York

# Yoke for Silk or Gauze Vest



TRADE MARK REG



Richardson

Cottons

Standard of the World

MATERIALS: Two Spools of Richardson's Parisian Knitting Silk, or 2 Spools of Richardson's R. M. C. Cordonnet No. 30. Make 53 ch sts. 1st row, 16 sps. Back and front alike. Start shoulder straps on last 4 sps of front; sew to back.



Silk


# RICHARDSON'S

Silk

## PURE **Silk** PRODUCTS

Richardson's Grand Prize Wash Embroidery Silks

Made in over 400 shades



- GRECIAN FLOSS—For Pillows and General Embroidery.
- FILO FLOSS—For Colored Embroidery on White.
- ROPE SILK—Heavy Thread for Couching.
- WASH TWIST—For General Embroidery.
- SICILIAN FLOSS—For Edges, Buttonholing, etc.
- MT. MELICK—For Mt. Mellick.

Richardson's  
100-Yard Sewing Silk

Richardson's  
50-Yard Sewing Silk



Color number on every spool. Made in over 400 colors, including the newest shades of the season.

At all dealers.

Richardson's Silks Won the Grand Prize



Color number on every spool. Made in over 400 colors, including the newest shades of the season.

At all dealers.

in Competition With the World

Made in the U. S. A. by

NEW YORK

# RICHARDSON SILK COMPANY

CHICAGO



# Silk RICHARDSON'S Silk

For Crocheting, Knitting, Tatting and Smocking

Crochet  
Knitting Silks



“Perfect” and “Our Art”

Made in All Shades

“PERFECT,” ½-oz. on the Ball, Price . . . . . 40c

“OUR ART,” ¼-oz. on the Ball, Price . . . . . 25c

At All Dealers

## SHOPPING LIST

What to ask for—

RICHARDSON'S 100-yard SPOOL SILK for hand or machine sewing. All the newest shades of the season.

RICHARDSON'S 50-yard SPOOL SILK for hand or machine sewing. All the newest shades of the season.

RICHARDSON'S 10-yard BUTTONHOLE TWIST for buttonholing, etc.; made in the same shades as 100 yards and 50 yards.

GRECIAN SILK FLOSS for colored embroidery on pillows, centers, etc. Beautiful nature shades.

RICHARDSON'S FILO SILK FLOSS for fine embroidery on white goods. Beautiful nature shades.

RICHARDSON'S PERFECT CROCHET SILK for silk crochet work of all kinds. One-half ounce of silk on a ball.

RICHARDSON'S OUR ART CROCHET SILK for silk crochet work of all kinds. One-fourth ounce on a ball.

RICHARDSON'S TATTING SILK for silk tatting or crochet work. 100 yards on a ball.

Richardson's  
Tatting Silk



100 yards on a ball. Richardson's Pure Silk for Tatting is a new and improved thread especially made for Tatting Trimmings on Lingerie, Baby Wear, Handkerchiefs, etc.

Also for making Baby Bonnets, Doilies, Lamp Shades, etc.

Price, 25c a Ball

At All Dealers

Made in the U. S. A. by

NEW YORK RICHARDSON SILK COMPANY CHICAGO